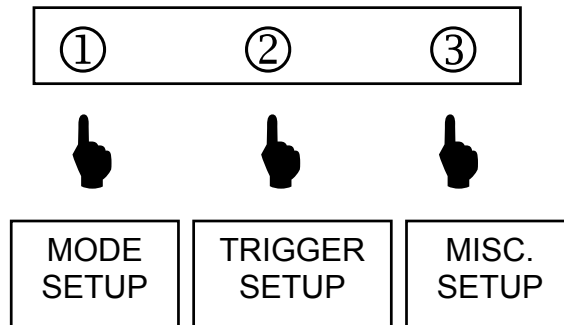


SETUP WITH SWITCHES, for software version "PULSE"

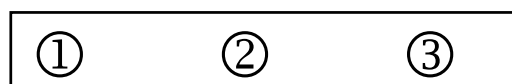
SHUT DOWN THE POWER


RESTART THE POWER WHILE HOLDING A SWITCH PRESSED





Wait 5 sec and RELEASE THE SWITCH,
led flashes, beep...beep...beep

IF YOU HAVE PRESSED "MODE SETUP"
NOW, PRESS A SWITCH AGAIN TO CHOSE A **MODE**



 MODE 2, single track

 MODE 1, continuous player

 MODE 3, loop and event

OR IF YOU HAVE PRESSED "TRIGGER SETUP"
PRESS A SWITCH AGAIN TO CHOSE A **TRIGGER SETUP**



TRIGGER = DIRECT (trigger 1 play 1, trigger 2 play 2, ...)



TRIGGER =

Trigger 1 = SEQ. Next

Trigger 2 = SEQ. Previous

Trigger 3 = VOL. +

Trigger 4 = VOL. -



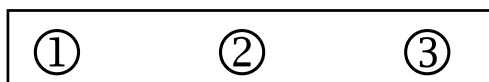
TRIGGER = Trigger 1 = PLAY 1

Trigger 2 = RANDOM

Trigger 3 = SEQ. Next

Trigger 4 = SEQ. Previous

OR IF YOU HAVE PRESSED "MISC. SETUP"
PRESS A SWITCH AGAIN TO CHOSE



TRIGGER = 4 , NORMALY OPEN



TRIGGER = 4 , NORMALY CLOSED



TRIGGER = 15, N.O. CODED

To apply different setups, you must power down and restart the process from beginning.